

EXPEDIENT FALLOUT SHELTER

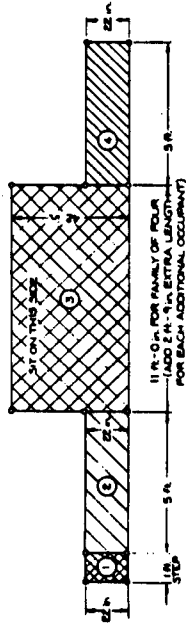
LOG-COVERED TRENCH SHELTER

GENERAL INFORMATION

THIS SHELTER IS DESIGNED FOR AREAS WHERE THE DEPTH BELOW THE GROUND SURFACE TO HARD ROCK OR GROUNDWATER IS BELOW THE BOTTOM OF THE TRENCH. ALSO, THE EARTH MUST BE SUFFICIENTLY FIRM AND STABLE SO THAT THE TRENCH SIDEWALLS WILL NOT CAVE IN. IN ADDITION, ADEQUATE SMALL TREES THAT CAN BE CUT FOR LOGS MUST BE AVAILABLE IN THE IMMEDIATE AREA. THE SHELTER (4-PERSON CAPACITY) CAN BE BUILT BY 4 PEOPLE WORKING A TOTAL OF 12 HOURS EACH. AFTER INITIAL COMPLETION, THE SHELTER CAN BE ENLARGED TO A WIDTH OF 5 FT., -6 IN. AND DEEPENED TO 6 FT. HOWEVER, 9-FT LOGS MUST BE USED IN PLACE OF 7-FT LOGS AND THE BURIED ROOF MUST BE LARGE ENOUGH TO COVER THE WIDENED SHELTER DURING THE INITIAL CONSTRUCTION.

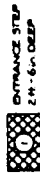
STEP 1

CLEAR AREA OF BRUSH AND TALL GRASS. LAYOUT SHELTER AS SHOWN BELOW.



LEGEND

□ WOOD OR METAL STAKE



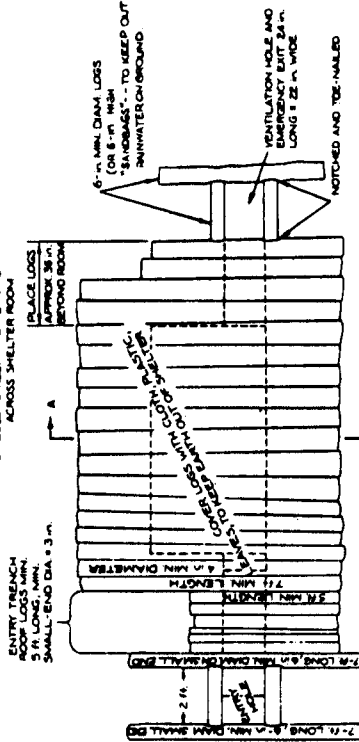
STEP 2

BEGIN EXCAVATING THE TRENCH. PLACE EXCAVATED EARTH AT LEAST 3 FEET BEYOND THE EDGE OF TRENCH SO THAT THE ROOF LOGS CAN LATER BE PLACED OVER THE TRENCH.

STEP 3

AS THE TRENCH EXCAVATION PROGRESSES, SOME WORKERS SHOULD BEGIN CUTTING LOGS TO THE LENGTH AND SIZE AS SHOWN ON THE ILLUSTRATIONS.

ALTERNATE BIG AND SMALL ENDS OF LOGS THROUGHOUT ACROSS SHELTER ROOM

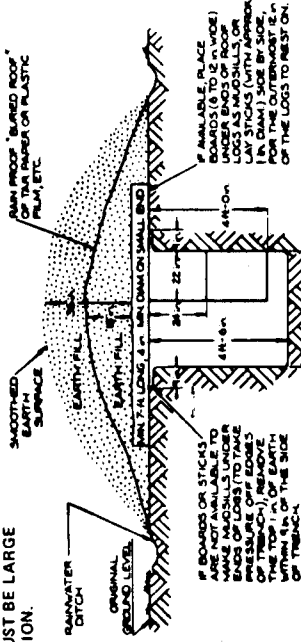


ROOF LOGS - MINIMUM 7-ft LOGS, 4-in. MINIMUM DIAMETER ON SMALL END LAID ABOUT 2 ft. PAIR EACH END OF SHELTER ROOM.

PLAN VIEW OF TOP OF SHELTER

STEP 4

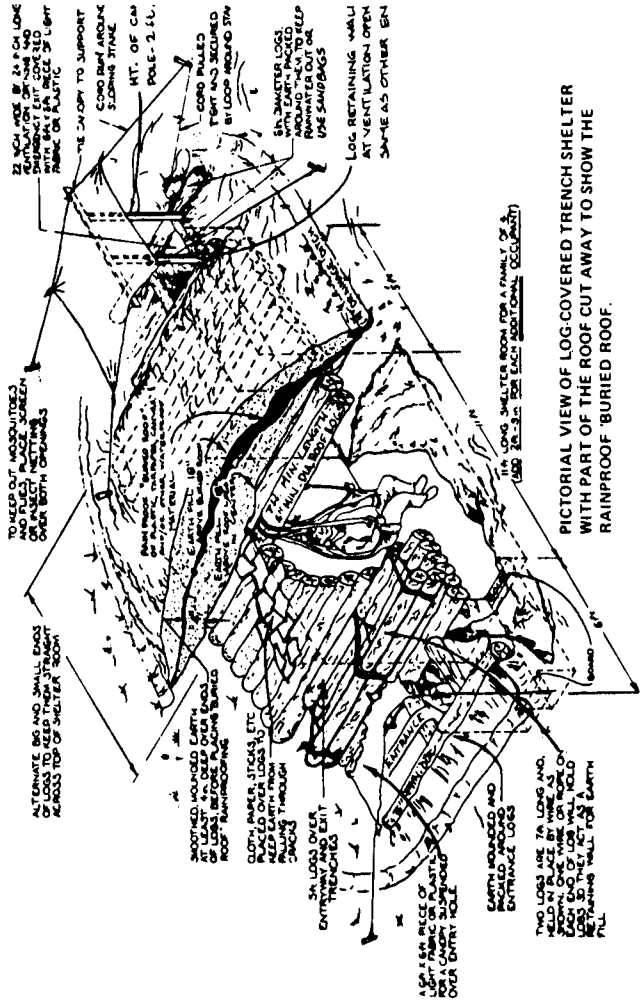
PLACE LOGS OVER TRENCH. POSITION TIES FOR BED SHEET CHAIRS OR HAMMOCKS. PLACE NEWSPAPER OR OTHER MATERIAL AS INDICATED OVER LOGS. PLACE EARTH FILL AND BURIED ROOF.



SECTION A-A

STEP 5

CONSTRUCT CANOPIES OVER THE OPENINGS.



PICTORIAL VIEW OF LOG-COVERED TRENCH SHELTER WITH PART OF THE ROOF CUT AWAY TO SHOW THE RAINPROOF BURIED ROOF.

TOOLS AND MATERIALS

1. SAW AND/OR AXE.
2. PICK OR MATTOCK.
3. LONG-HANDLED SHOVELS.
4. RAINPROOFING MATERIAL (PLASTIC OR POLYETHYLENE) 25 SQUARE YARDS. FOR EACH PERSON ABOVE 4, ADD 2 SQ. YDS.
5. 50 FEET OF STRONG STRING OR CORD AND A KNIFE.
6. TAPE MEASURE OR YARD STICK.
7. AT LEAST 8 PILLOW CASES AND/OR SANDBAGS.
8. WORK GLOVES.
9. BED SHEETS FOR USE AS "CHAIRS" OR "HAMMOCKS" - 1 PER PERSON PLUS AT LEAST 15 FEET OF STRONG ROPE OR CORD PER BED SHEET.
10. 15 POUNDS OF NEWSPAPERS TO PLACE OVER ROOF LOGS TO KEEP EARTH FROM FALLING THROUGH CRACKS BETWEEN LOGS.

APPROX. NO. OF POLES REQ'D.

45 - 7' LONG 4" DIA.

10 - 5' " 4" "